

RADIATION

Brightness Transmitter

Part number: 7.1414.10.xxx

The linearized electrical output signal can be used for the control of shading devices, heating systems, and irrigation plants.



Specification

Part number: 7.1414.10.xxx

Brightness	
Measuring range	0 ... 100 kLux
Spectral range	420 ... 675 nm
Accuracy	±3 % of meas. range
Acquisition angle elevation	±55 °
General	
Power supply	24 V AC/DC
Ambient temp.	-30 ... +70 °C
Electr. connection	clamp connection, screwed cable gland
Protection	IP 65
Dimension	80 x 82 x 65 mm
Weight	0.15 kg

Versions

As per 7.1414.10.xxx, but:

Product number 7.1414.10.040

Brightness	
Electrical output	0 ... 20 mA

Product number 7.1414.10.041




Brightness	
Electrical output	4 ... 20 mA

Product number 7.1414.10.061

Brightness

Electrical output | 0 ... 10 V

Accessories

Product	Product name	Brief description
	Hanger 1 m (for radiation sensors) 4.3185.xx.009	The hanger is used for laterally mounting of a radiation- or brightness transmitter onto a mast. General Length 1 m Material Aluminium Tube diameter Ø 50 mm Weight 1.8 kg
	Adapter Compact 506345	The adapter serves for mounting a radiation transmitter, baro transmitter or brightness transmitter onto a traverse (4.3171.30.000, 4.3171.40.000) or holder (506 347). General Material Aluminium, anodized Dimension 100 x 115 x 65 mm Weight 0.5 kg
	Adapter Compact 0 ... 90° adjustable 508850	The adapter serves for mounting a radiation transmitter, baro transmitter or brightness transmitter onto a traverse (4.3171.30.000, 4.3171.40.000) or holder (506 347). General Material Aluminium, anodized Dimension 100 x 115 x 65 mm Weight 0.5 kg Function 0 ... 90° adjustable

