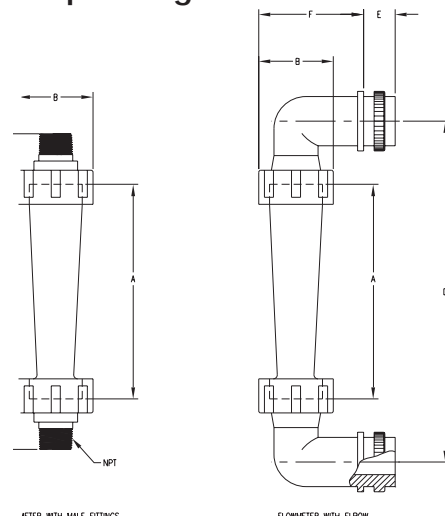




## Series LFM In-Line and Panel Mount Flowmeter

### Specifications - Installation and Operating Instructions



The Series LFM In-Line Flowmeter measures the flow of water and other compatible media. Models possess dual GPM and LPM scales. Various size ranges and connections are available to satisfy your application.

#### INSTALLATION

1. Select an indoor (only) location that is free from excess vibration, within the specified temperature limits, and away from direct sunlight.

2. Handle carefully. Hand-tighten flange nut connection rings. O-Rings will seal if hand tightened only. Do not overtighten the adapters and fittings.

3. Install the flowmeter in an exact vertical plane, one that is in proper alignment with the existing plumbing. Use wall or other structural supports at the top and bottom of the unit. Do not allow the instrument to support the weight of pipes or tubing.

4. Use plumbers tape thread sealant. Do not use pipe dope compounds, which can craze and crack housing. Hand tighten system pipe fitting to adapter fitting. If additional torque is needed to seal pipe joint, use strap wrench on adapter fitting.

5. If using solvent-based glues like PVC cement, in the piping system, do so with the meter's body removed until glue has cured, then purge the system before re-installing. Do not solder brass fittings with the body installed, because the heat generated to solder the brass fittings will damage the flowmeter.

**CAUTION:** Ball valves and solenoid valves can have a "water cannon" effect on opening, creating pressure that exceeds the warranted ratings and will damage the flowmeter.

Model	A	B	C	D	E	F	NPT
LFMA	3-15/16 (100.01)	ø1-21/32 (ø42.07)	6-45/64 (170.26)				1/2 NPT
LFMB	6-5/16 (160.34)	ø1-63/64 (ø50.40)	8-55/64 (225.03)	8-55/64 (225.03)	63/64 (25)	2-15/64 (56.75)	1/2 NPT
LFMC	5-9/32 (134.14)	ø1-63/64 (ø50.40)	8-9/32 (210.34)	7-11/16 (195.26)	63/64 (25)	2-15/64 (56.75)	1/2 NPT
LFMD	6-45/64 (170.26)	ø2-21/64 (ø59.13)	9-27/32 (250.03)	10-41/64 (270.27)	63/64 (25)	51/64 (20.24)	3/4 NPT
LFME	8-55/64 (225.03)	ø2-27/32 (ø72.23)	12-19/64 (312.34)	12-51/64 (325.04)	1-15/64 (31.35)	63/64 (25)	1 NPT
LFMF	11-27/64 (290.12)	ø3-15/16 (ø100.01)	15-3/4 (400.05)				2 NPT

#### SPECIFICATIONS

**Service:** Compatible liquids.

**Wetted Materials:** See chart.

**Temperature Limits:** See chart. Varies with pressure.

**Pressure Limit:** See chart. Varies with temperature.

**Accuracy:** ±5% full scale.

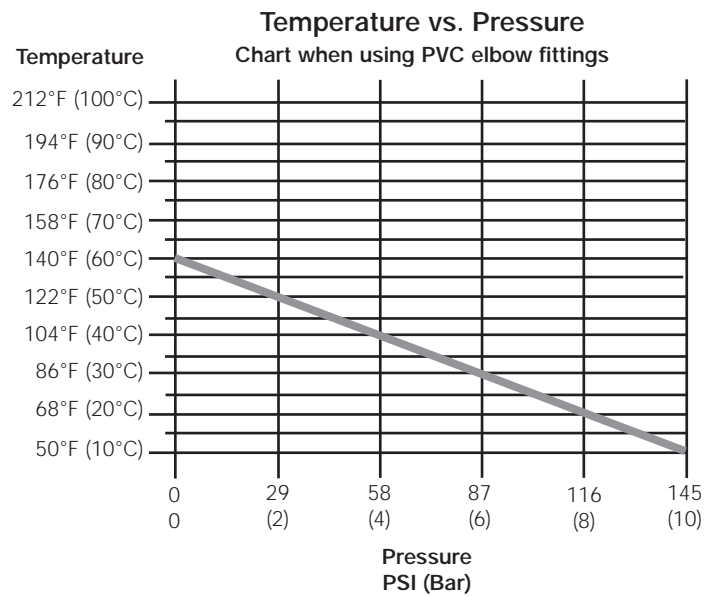
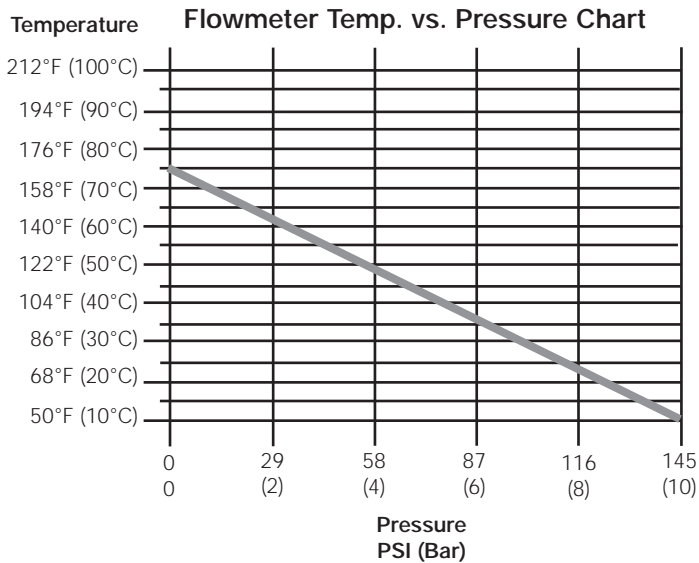
**Process Connections:** Various male and female NPT, metric union connectors, and 90° male NPT elbow fittings available depending on model series.

#### OPERATION AND MAINTENANCE

Once installed, the Series LFM In-Line and Panel Mount Flowmeter is self-operating and requires no maintenance other than an occasional cleaning with mild soap and a bottle brush. For this purpose, the unit has been designed so that its body can be removed quickly and easily while leaving all fittings intact.

When removing float for cleaning, note the floats "up" position. The float is a precision part and must be reassembled without adverse treatment, i.e. dropping, denting, and surface abrasion.

The standard technique for reading a Variable Area Flowmeter is to locate the of greatest or widest diameter on the float, and then align that with the theoretical center of the scale graduation. In the event that the float is not aligned with a grad, an extrapolation of the float location must be made by the operator as to its location between the two closest grads.



**Wetted Materials vs. Series**

Model	Body	Flange Nut	Float Stop	Float	O'ring	Female Thread	Male Thread	90 Male NPT Elbow	Metric Union
LFMA	Polycarbonate	ABS	ABS	S.S.316	Fluoroelastomer	/	ABS	PVC	ABS
LFMB	Polycarbonate	ABS	ABS	S.S.316	Fluoroelastomer	/	ABS	PVC	ABS
LFMC	Polycarbonate	ABS	ABS	S.S.316	Fluoroelastomer	/	ABS	PVC	ABS
LFMD	Polycarbonate	ABS	Polypropylene	S.S.316	Fluoroelastomer	PA66 (nylon)	PA66 (nylon)	PVC	PVC
LFME	Polycarbonate	ABS	Polypropylene	S.S.316	Fluoroelastomer	PA66 (nylon)	PA66 (nylon)	PVC	PVC
LFMF	Polycarbonate	ABS	Polypropylene	S.S.316	Fluoroelastomer	PA66 (nylon)	PA66 (nylon)	/	ABS